

Dollar remains in the ascendancy

Risk appetite continued to deteriorate yesterday, with both the Euro Stoxx 50 and the S&P 500 falling by 0.7%. On bond markets, two-year German Bund and US Treasury yields rose by circa 7bps. Meanwhile, two-year UK Gilt yields were little changed. Elsewhere, Brent crude oil prices held steady, near \$90 per barrel.

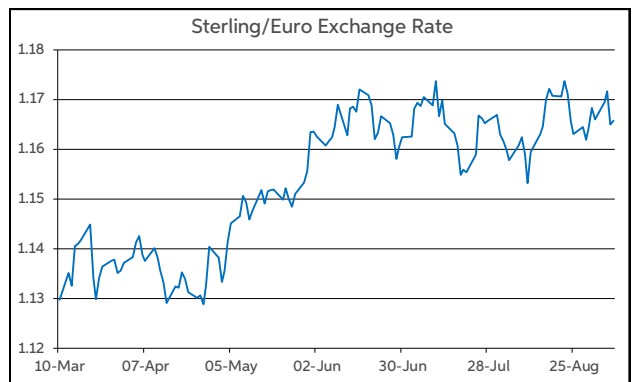
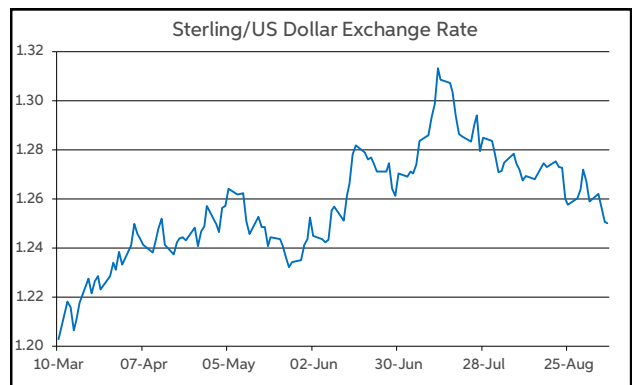
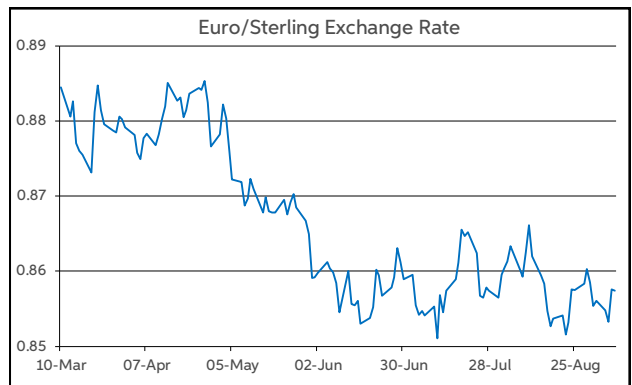
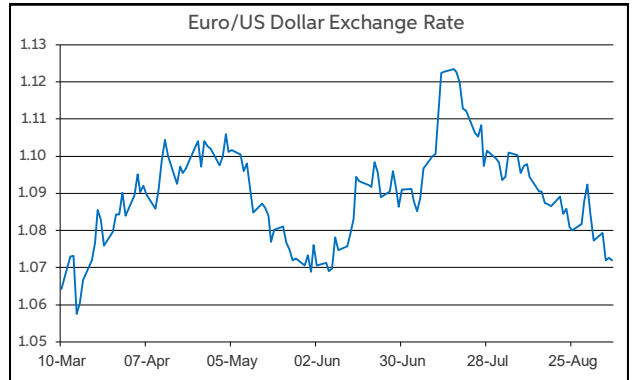
The move higher in short-dated benchmark Eurozone yields coincided with some hawkish rhetoric from a number of ECB officials. Meantime, the US non-manufacturing ISM rose to 54.5 in August (vs. a fall to 52.5 f'cast), with the employment and prices paid sub-components printing at elevated levels. US Treasury yields maintained upward momentum following the release, while interest rate futures hardened, with markets reducing the extent of rate cuts expected next year. In contrast, UK Gilts were relatively static, despite some dovish remarks from BoE Governor Bailey.

Against this backdrop, the dollar remained in the ascendancy, supported by the risk-off tone to sentiment and the strong US data. Elsewhere, sterling was on the defensive, amid the dovish BoE comments. Overall, the greenback gained around 0.1% and 0.6%, respectively, against the euro and sterling.

In level terms, the firmer dollar tone sees EUR/USD open this morning in the lower half of \$1.07-1.08. GBP/USD is back at the \$1.25 handle. Meanwhile, EUR/GBP is in the top half of 85-86p.

Turning to the day ahead, the main release of note is the revised reading of Eurozone Q2 GDP. Growth in the quarter is likely to be revised down from the 0.3% rate previously estimated. In the US, prepared remarks from a number of Fed speakers, and the latest weekly jobless claims data will garner some attention.

Daniel Noonan, Economist, AIB



Today's Opening FX Rates			
		% Change	
		Day *	End 2022
EUR/USD	1.0719	-0.14	0.16
EUR/GBP	0.8576	0.47	-3.03
GBP/USD	1.2497	-0.60	3.31
GBP/EUR	1.1655	-0.47	3.13
USD/JPY	147.51	0.09	12.51
EUR/JPY	158.15	-0.05	12.72

* v Previous Day's European Open
See Next Page for More Rates

Opening Interest Rates						
	Base Rate	Money Market		Swap Rates		
		1-Mth	3-Mth	1-Yr	2-Yr	5-Yr
USD	5.38	5.44	5.65	5.67	5.20	4.50
EUR	4.25	3.63	3.80	3.98	3.70	3.28
GBP	5.25	5.30	5.43	5.73	5.72	5.14

All rates quoted are indicative market rates

See Next Page For More Rates & Charts

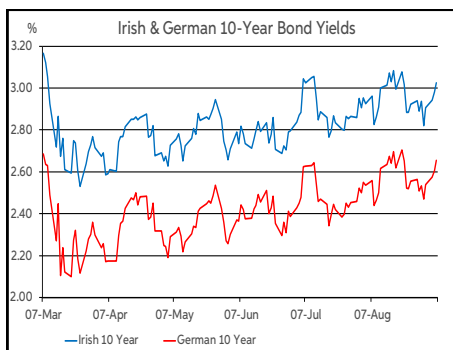
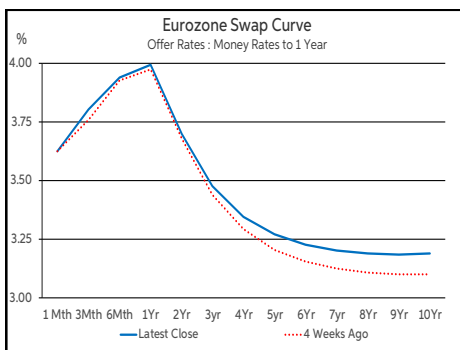
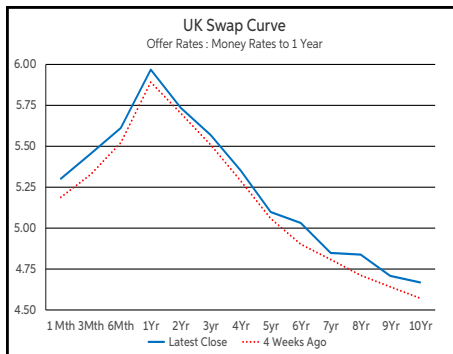
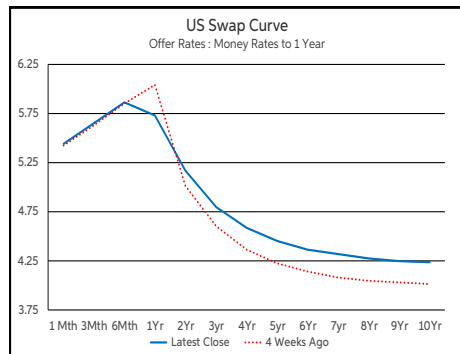
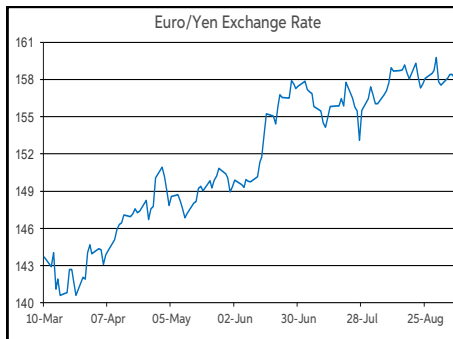
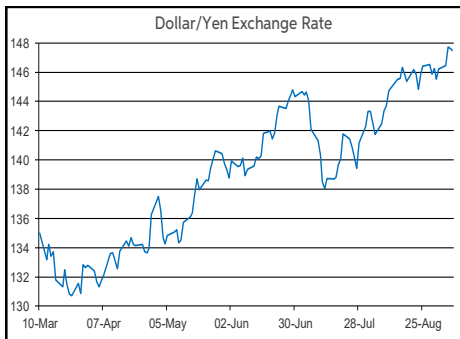
FX Spot	Karl Cooke Shane Gargan	FX Options	Mark Tuite	Reuters Phone	AIBG.I 00353-1-7724018	Morning Comment	John Fahey john.j.fahey@aib.ie
---------	----------------------------	------------	------------	------------------	---------------------------	-----------------	-----------------------------------

Opening Levels

Thursday 07 September 2023
07:47 am



Euro		Sterling		Dollar	
EUR/GBP	0.8576	GBP/EUR	1.1655	USD/JPY	147.51
EUR/USD	1.0719	GBP/USD	1.2497	USD/CAD	1.3634
EUR/JPY	158.15	GBP/CAD	1.7039	USD/CHF	0.8913
EUR/SEK	11.8985	GBP/NZD	2.1226	USD/CNY	7.3255
EUR/DKK	7.4567	GBP/JPY	184.34	USD/BRL	4.9784
EUR/NOK	11.4769	GBP/SEK	13.8757	USD/RUB	98.2025
EUR/CHF	0.9554	GBP/DKK	8.6914	USD/INR	83.1606
EUR/AUD	1.6773	GBP/NOK	13.375		
EUR/HKD	8.4048	GBP/CHF	1.1138	AUD/USD	0.6391
EUR/CAD	1.4616	GBP/AUD	1.9552	NZD/USD	0.5885



Debt Markets				
	Close	Change bps		
		Day	4 Weeks	End 22
10 Year Yield %				
US	4.30	+3	+28	+42
Germany	2.66	+5	+19	+9
UK	4.53	+1	+16	+86
5 Year Swap %				
US	4.45	+4	+26	+46
Eurozone	3.27	+4	+8	+4
UK	5.10	+1	+9	+80
2 Year Swap %				
US	5.17	+7	+19	+49
Eurozone	3.70	+4	+3	+31
UK	5.73	-2	+4	+105
10 Year Government Bond Spreads to Benchmark bps				
Ireland	40	-0	-3	-19
Belgium	63	+1	-6	-1
France	53	-0	-3	-2
Italy	175	+2	+7	-39
Spain	105	+0	-2	-5
Portugal	76	+1	+1	-28
Greece	134	+2	-4	-69

Commodities				
	% Change			
	Close	Day	4 Weeks	End 22
Brent Oil	90.6	+0.62	+3.48	+5.46
West Texas Oil	87.55	+0.93	+3.79	+9.22
Gold \$	1916.3	-0.50	+0.09	+5.04

This publication is for information purposes and is not an invitation to deal. The information is believed to be reliable but is not guaranteed. Any expressions of opinions are subject to change without notice. This publication is not to be reproduced in whole or in part without prior permission. In the Republic of Ireland it is distributed by Allied Irish Banks, p.l.c. In the UK it is distributed by Allied Irish Banks, p.l.c. and Allied Irish Bank (GB). In Northern Ireland it is distributed by Allied Irish Bank (NI). In the United States of America it is distributed by Allied Irish Banks, p.l.c. Allied Irish Banks, p.l.c. is regulated by the Central Bank of Ireland. Allied Irish Bank (GB) and AIB (NI) are trade marks used under licence by AIB Group (UK) p.l.c. (a wholly owned subsidiary of Allied Irish Banks, p.l.c.), incorporated in Northern Ireland. Registered Office 92 Ann Street, Belfast BT1 3HH. Registered Number NI018800. Authorised by the Prudential Regulation Authority and regulated by the Financial Conduct Authority and the Prudential Regulation Authority. In the United States of America, Allied Irish Banks, p.l.c., New York Branch, is a branch licensed by the New York State Department of Financial Services. Deposits and other investment products are not FDIC insured, they are not guaranteed by any bank and they may lose value. Please note that telephone calls may be recorded in line with market practice.