

Eurozone inflation data & US payrolls due Friday

Currency-wise, the dollar remained on the defensive over the festive period, as markets continued to price in an aggressive path of rate cuts in the US this year. This saw EUR/USD trade up to \$1.114, its highest level since last July. Meanwhile, GBP/USD rose to a peak of \$1.283.

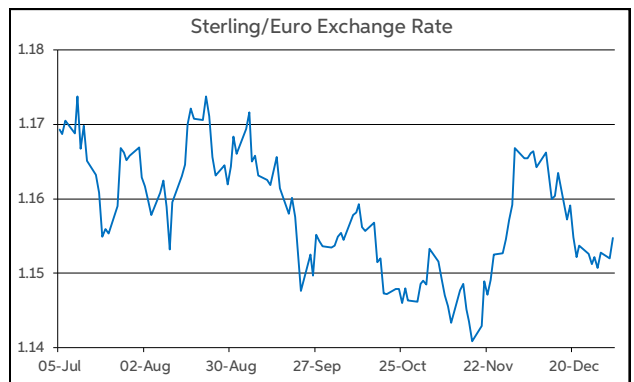
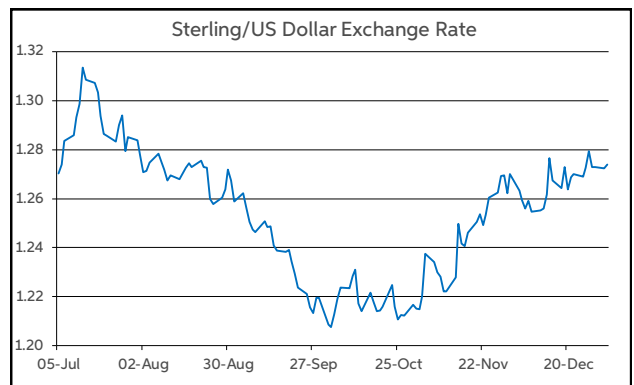
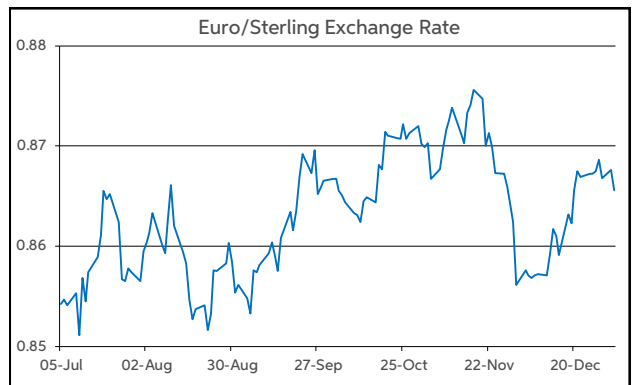
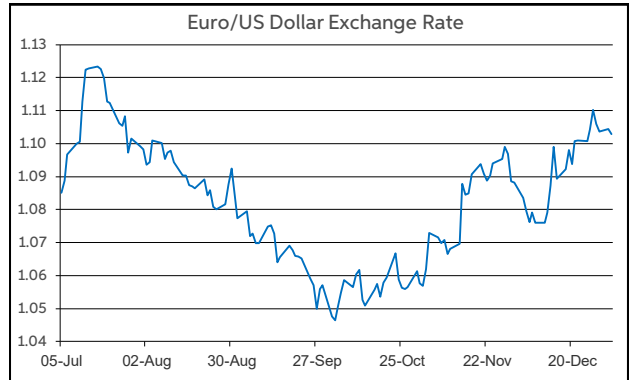
However, the greenback recouped some of its losses in the final trading day of 2023. This is reflected in EUR/USD opening today back in the lower half of \$1.10-1.11. GBP/USD is operating down between \$1.27-1.28. Elsewhere, EUR/GBP is in the 86-87p range.

Looking back over 2023 from a currency view point, one thing that stood out was the narrow ranges for the main FX pairs during the year. EUR/USD traded between \$1.045-1.127, while all the action in EUR/GBP was contained between 85-89.5p. A key reason for this was that the majority of the key central banks were in sync on policy. The ECB, Fed and BoE all hiked rates throughout H1, before putting policy on hold as H2 progressed. However, the BoJ, kept rates in negative territory, much to the detriment of the yen.

Markets think that the ECB, Fed and BoE will stay in sync in 2024, with substantial rate cuts priced in across the board. The BoJ is expected to remain an outlier though, with an exit from negative interest rates widely expected. If the BoJ does indeed hike rates, and cuts emerge elsewhere, the yen is likely to benefit.

Inflation data will be key in determining if, and by how much rates will be cut. As a result, the flash reading of Eurozone HICP for December will garner close attention this week. The headline rate is projected to rise to 3.0% from 2.4%. In the US, the labour market report for December is due. Payrolls are forecast to rise by 163k.

Daniel Noonan, Economist, AIB



Today's Opening FX Rates			
		% Change	
		Day *	End 2023
EUR/USD	1.1034	-0.02	-0.02
EUR/GBP	0.866	-0.09	-0.09
GBP/USD	1.274	0.73	0.09
GBP/EUR	1.1542	0.09	0.09
USD/JPY	141.42	-1.07	0.26
EUR/JPY	156.07	-0.33	0.28

* v Previous Day's European Open
See Next Page for More Rates

Opening Interest Rates						
	Base Rate	Money Market		Swap Rates		
		1-Mth	3-Mth	1-Yr	2-Yr	5-Yr
USD	5.38	5.47	5.59	5.03	4.41	3.87
EUR	4.50	3.85	3.91	3.45	2.80	2.48
GBP	5.25	5.18	5.19	4.71	4.30	3.66

All rates quoted are indicative market rates

See Next Page For More Rates & Charts

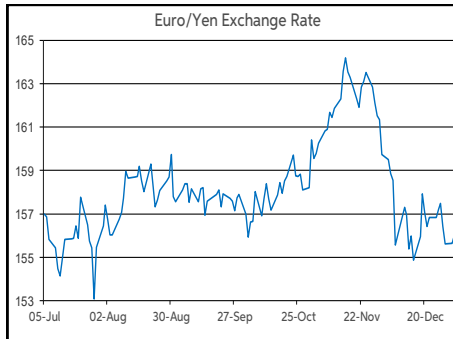
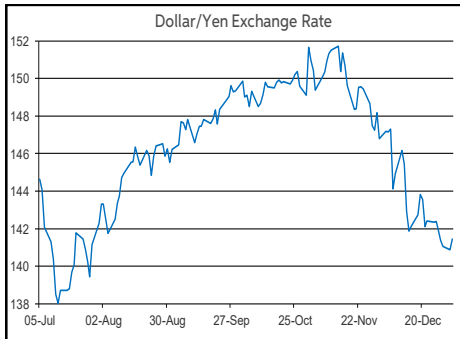
FX Spot	Karl Cooke Shane Gargan	FX Options	Mark Tuite	Reuters Phone	AIBG.I 00353-1-7724018	Morning Comment	John Fahey john.j.fahey@aib.ie
---------	----------------------------	------------	------------	------------------	---------------------------	-----------------	-----------------------------------

Opening Levels

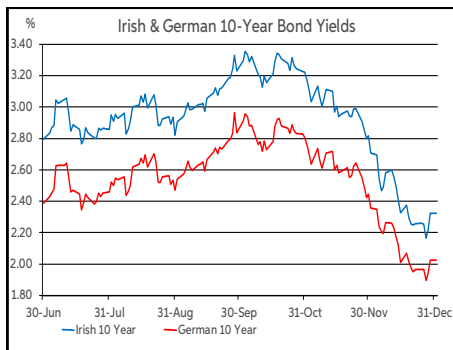
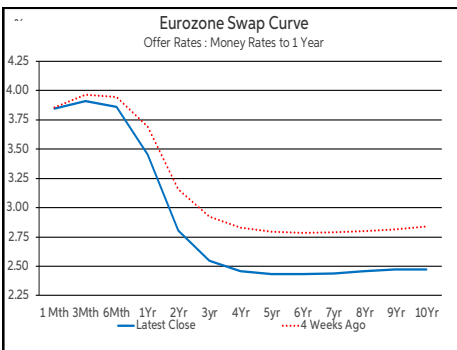
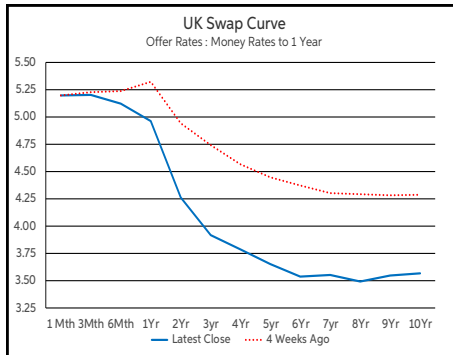
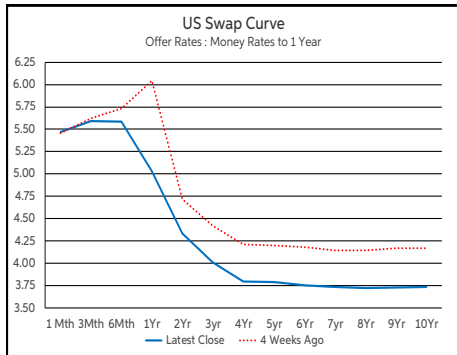
Tuesday 02 January 2024
07:09 am



Euro		Sterling		Dollar	
EUR/GBP	0.8661	GBP/EUR	1.1538	USD/JPY	141.43
EUR/USD	1.1036	GBP/USD	1.2738	USD/CAD	1.3237
EUR/JPY	156.12	GBP/CAD	1.6864	USD/CHF	0.8443
EUR/SEK	11.1368	GBP/NZD	2.0182	USD/CNY	7.1288
EUR/DKK	7.454	GBP/JPY	180.15	USD/BRL	4.8526
EUR/NOK	11.2213	GBP/SEK	12.8509	USD/RUB	89.532
EUR/CHF	0.9318	GBP/DKK	8.6023	USD/INR	83.328
EUR/AUD	1.6165	GBP/NOK	12.957		
EUR/HKD	8.6237	GBP/CHF	1.0758	AUD/USD	0.6827
EUR/CAD	1.4609	GBP/AUD	1.8657	NZD/USD	0.6309



Debt Markets				
	Close	Change bps		
		Day	4 Weeks	End 23
10 Year Yield %				
US	3.87	+2	-39	+0
Germany	2.03	+9	-32	+0
UK	3.54	+4	-66	+0
5 Year Swap %				
US	3.79	+0	-37	+0
Eurozone	2.43	+1	-35	+1
UK	3.65	+0	-79	+0
2 Year Swap %				
US	4.33	+0	-34	+0
Eurozone	2.81	+1	-34	+1
UK	4.26	-0	-68	-0
10 Year Government Bond Spreads to Benchmark bps				
Ireland	36	+9	-1	+0
Belgium	65	-0	+1	+0
France	53	-0	-4	+0
Italy	167	+1	-10	+0
Spain	96	+0	-5	+0
Portugal	76	+1	+8	+0
Greece	105	-5	-14	+0



Commodities				
	% Change			
	Close	Day	4 Weeks	End 23
Brent Oil	77.04	-1.72	-1.27	+0.00
West Texas Oil	71.65	-0.17	-1.90	-1.27
Gold \$	2062.6	-0.11	+1.62	+0.00

This publication is for information purposes and is not an invitation to deal. The information is believed to be reliable but is not guaranteed. Any expressions of opinions are subject to change without notice. This publication is not to be reproduced in whole or in part without prior permission. In the Republic of Ireland it is distributed by Allied Irish Banks, p.l.c. In the UK it is distributed by Allied Irish Banks, p.l.c. and Allied Irish Bank (GB). In Northern Ireland it is distributed by Allied Irish Bank (NI). In the United States of America it is distributed by Allied Irish Banks, p.l.c. Allied Irish Banks, p.l.c. is regulated by the Central Bank of Ireland. Allied Irish Bank (GB) and AIB (NI) are trade marks used under licence by AIB Group (UK) p.l.c. (a wholly owned subsidiary of Allied Irish Banks, p.l.c.), incorporated in Northern Ireland. Registered Office 92 Ann Street, Belfast BT1 3HH. Registered Number NI018800. Authorised by the Prudential Regulation Authority and regulated by the Financial Conduct Authority and the Prudential Regulation Authority. In the United States of America, Allied Irish Banks, p.l.c., New York Branch, is a branch licensed by the New York State Department of Financial Services. Deposits and other investment products are not FDIC insured, they are not guaranteed by any bank and they may lose value. Please note that telephone calls may be recorded in line with market practice.