



AIB Ireland Manufacturing PMI®

Mild downturn in manufacturing continues in December

Key Findings

Weak exports continue to weigh on demand

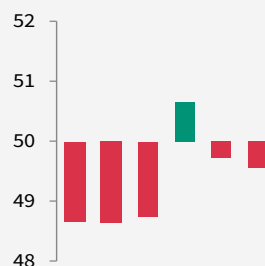
Firms cut output as stocks of unsold goods rise further

Output expectations recover further from September's low

Ireland Manufacturing PMI



Last six months



The final AIB PMI® survey of Irish manufacturers for 2019 revealed a further deterioration in business conditions in December. That said, the extent of the downturn remained mild, with new orders and employment only fractionally lower than in November. Exports remained the main drag on total new orders, linked to a weak UK market. Output was cut as firms sought to address a build-up of unsold stock. More positively, expectations continued to recover from September's low.

Commenting on the survey results, Oliver Mangan, AIB Chief Economist, said:

"Weak export demand, especially out of the UK, continues to weigh on Irish manufacturing activity according to the latest PMI data. The AIB Irish Manufacturing PMI came in at 49.5 in December, marginally down from its level of 49.7 in November. The index, though, averaged 50.0 for the fourth quarter as a whole, consistent with stagnation in the sector. This was up from the third quarter average of 48.7."

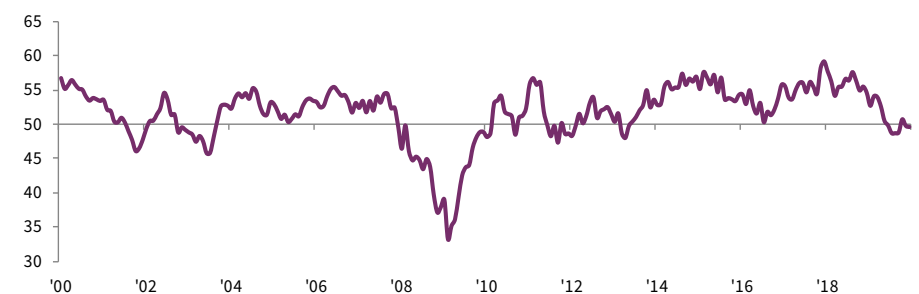
"The softness in overseas demand is resulting in an ongoing fall in order backlogs and a build-up of stocks of finished goods. Firms have responded by cutting production levels and shedding jobs. Employment in manufacturing declined for the second month in a row in December, albeit very marginally."

"The stand-out feature of the December data is the marked decline of new export orders. These have contracted at a significant pace right through the second half of 2019. Yet again survey respondents called out the weakness in orders from the UK in particular, where Brexit related uncertainty is weighing on demand."

"The Irish December PMI reading of 49.5 remains well above the flash PMI for the Eurozone, which is put at 45.9, and the level of 47.4 in the UK, as the stronger domestic economy helps support activity here. On a positive note, confidence among Irish manufacturers regarding future output rose to a six-month high in December, suggesting that firms expect activity to pick up in 2020."

Manufacturing PMI

sa, >50 = improvement since previous month



Overview

The headline AIB Ireland Manufacturing PMI® is a composite single-figure indicator of manufacturing performance. It is derived from indicators for new orders, output, employment, suppliers' delivery times and stocks of purchases. Any figure greater than 50.0 indicates overall improvement of the sector.

The PMI edged lower to 49.5 in December, from 49.7 in November. The latest sub-50 reading indicated an overall deterioration in manufacturing business conditions for the sixth time in the past seven months, the longest downturn since the second half of 2011 through to early-2012.

That said, the overall downturn remained mild, with new orders and employment only fractionally lower than in November. A sharper fall in output and lower new business were mostly offset by the greatest lengthening in suppliers' delivery times in seven months (in the PMI calculation, longer times has a positive contribution to the headline figure).

The volume of new orders received by manufacturers fell in December, following a two-month spell of marginal growth. That said, the rate of contraction was weak, and slower than those registered from May to September. The overall reduction mainly reflected weak exports, mainly linked by firms to the UK market. New export orders fell for the sixth month running, and at the second-fastest rate in over ten years.

Lower incoming business led to a further cut in production in December, the sixth in eight months. The rate of decline accelerated slightly since November as firms attempted to control rising stock levels. Inventories of finished goods increased for a survey record-equalling seventh month running, and at the fastest rate since August.

The Irish manufacturing workforce was cut for the second month running in December,

the first consecutive decline since March-May 2013. That said, the rate of job shedding was only marginal and eased since November.

With subdued demand conditions at the end of 2019, manufacturers exercised caution with regard to purchasing activity. Input volumes fell for the seventh time in eight months, and stocks of purchases were cut at the strongest rate since March 2017.

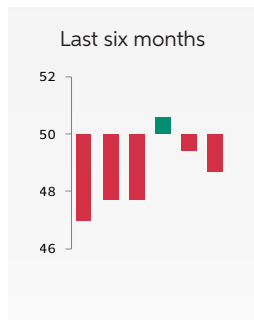
Manufacturers' purchase prices continued to rise in December, extending the current sequence of increases to 44 months, the second-longest in the survey history. Greater cost pressures were partly attributed to the recent strengthening of sterling against the euro. That said, the rate of inflation eased to the second-weakest since July 2016, remaining well below the long-run survey average.

Average prices charged for manufactured goods rose for the third month running in December, reversing a continuous decline during the third quarter of 2019. The rate of output price inflation was little-changed from October and November, and slightly above the long-run series average.

The survey's forward-looking Future Output Index, which tracks manufacturers' expectations for production over the next 12 months, improved further from September's low in December. Around 42% of survey respondents expect output growth at their units, with overall sentiment the strongest since June. Companies linked positive forecasts to new products, improving US and European demand and reduced Brexit uncertainty*. That said, the Future Output Index remains well below its long-run trend (71.8), and the 2019 average (67.6) is the lowest for any calendar year since the series began in 2012.

*Survey data were mostly collected before the result of the UK General Election.

Output Index

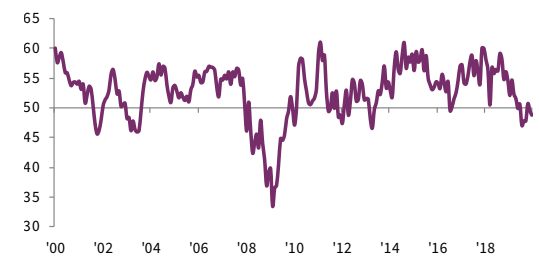


Manufacturing production in Ireland fell for the second month running in December. Output has now declined six times in the past eight months, the most notable downturn in around eight years.

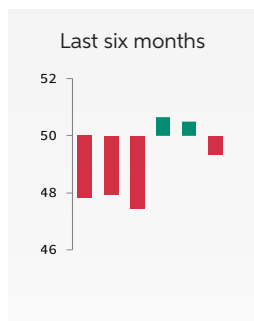
The rate of contraction accelerated slightly at the end of 2019, but remained weaker than the trend shown during the third quarter.

Output Index

sa, >50 = growth since previous month



New Orders Index

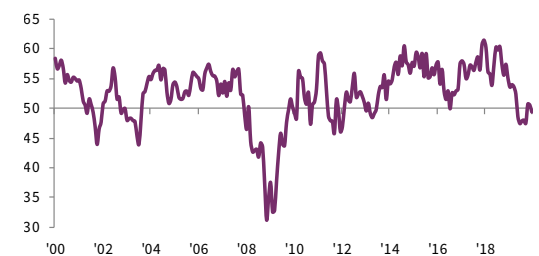


The mild recovery in new orders seen in October and November proved short-lived as a renewed decline was posted in the final month of 2019.

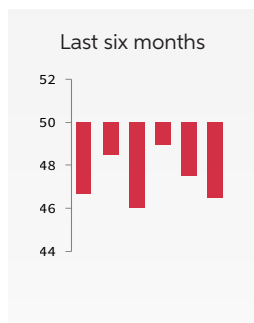
That said, the rate of decline was only marginal and weaker than those previously registered from May to September.

New Orders Index

sa, >50 = growth since previous month



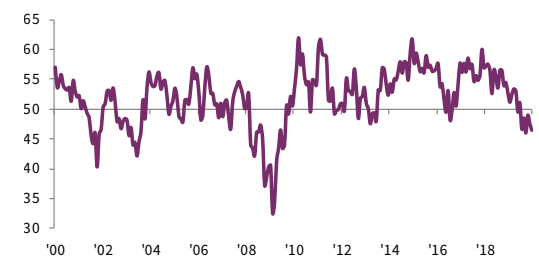
New Export Orders Index



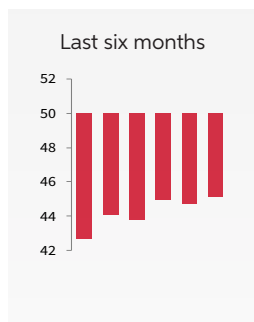
Weak international demand, notably from the UK market, continued to weigh on overall manufacturing order books in December. The volume of new business received from export markets fell for the sixth month running, the longest sequence since that which ran from March 2008 to August 2009. Moreover, the rate of decline was the second-strongest in over ten years.

New Export Orders Index

sa, >50 = growth since previous month



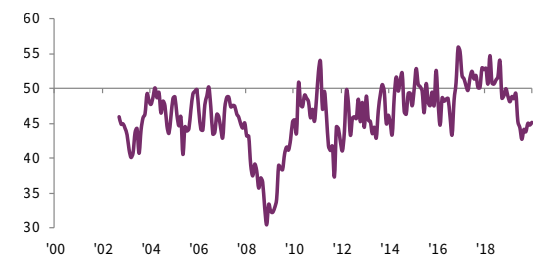
Backlogs of Work Index



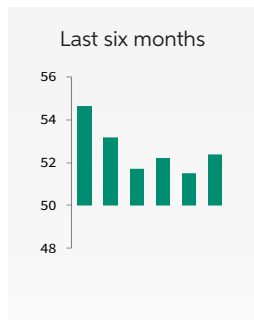
With new orders returning to contraction in December, pressure on manufacturing capacity eased further. The volume of outstanding business fell for the sixteenth successive month, the longest downturn in over six years. That said, the rate of contraction was the slowest since May.

Backlogs of Work Index

sa, >50 = growth since previous month



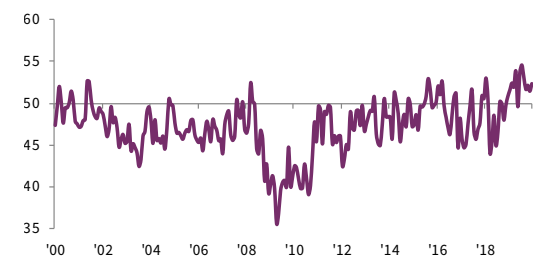
Stocks of Finished Goods Index



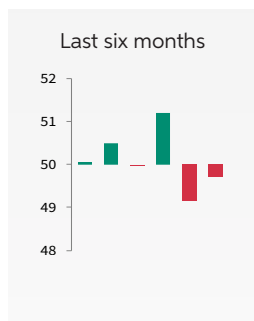
The seasonally adjusted Stocks of Finished Goods Index held above 50.0 for a survey record-equalling seventh month running in December, indicating a further build-up of goods held in stock at manufacturers. The only other period where inventories had risen continuously for so long was from February to August 1999.

Stocks of Finished Goods Index

sa, >50 = growth since previous month



Employment Index

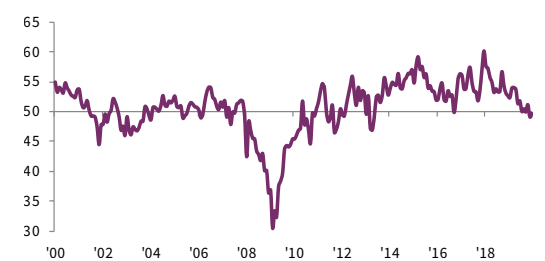


Manufacturing employment in Ireland declined for the second month in a row in December. This marked the first back-to-back job shedding in the sector for over six-and-a-half years.

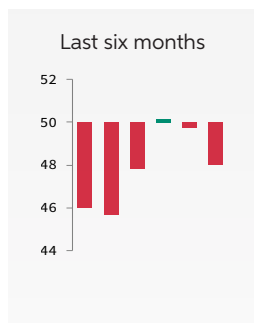
The rate of decline eased from November to a fractional pace, however.

Employment Index

sa, >50 = growth since previous month



Quantity of Purchases Index

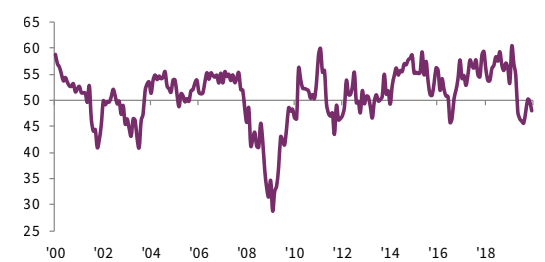


Manufacturers continued to exercise caution with regard to new buying activity in December, with a number of firms commenting that output had been sustained through existing input stocks.

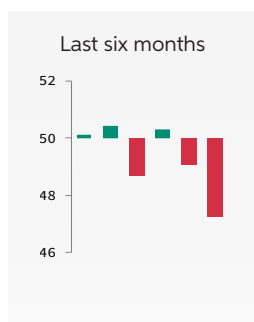
Purchasing has declined every month since May with the exception of a stable trend in October. The rate of decline accelerated at the end of 2019 but remained weaker than those seen earlier in the year.

Quantity of Purchases Index

sa, >50 = growth since previous month



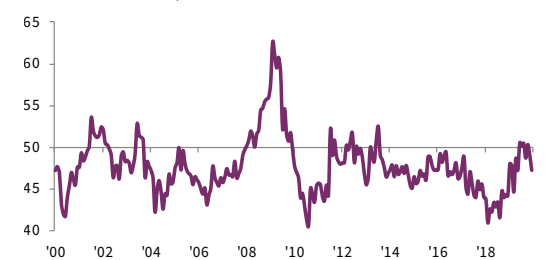
Suppliers' Delivery Times Index



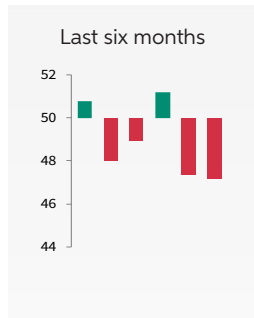
Although demand for inputs weakened in December, survey data signalled a degree of pressure on supply chains. The average time taken for suppliers to deliver inputs lengthened by the most in seven months, with 14% of survey respondents reporting longer times compared with November.

Suppliers' Delivery Times Index

sa, >50 = faster times since previous month



Stocks of Purchases Index

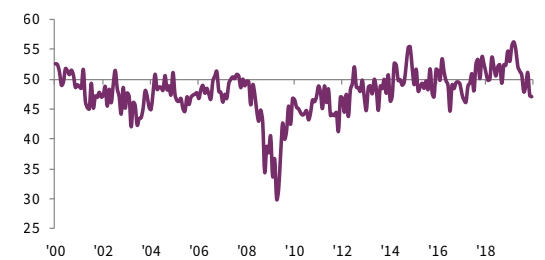


The level of inputs held in stock at Irish manufacturers declined for the fourth time in five months in December, and at the fastest rate since March 2017.

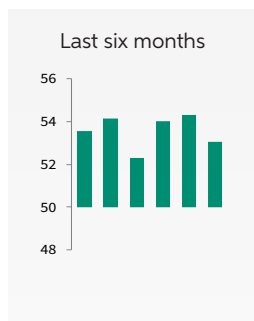
Firms mainly linked lower inventory holdings to cautious purchasing in light of weakening demand.

Stocks of Purchases Index

sa, >50 = growth since previous month



Input Prices Index

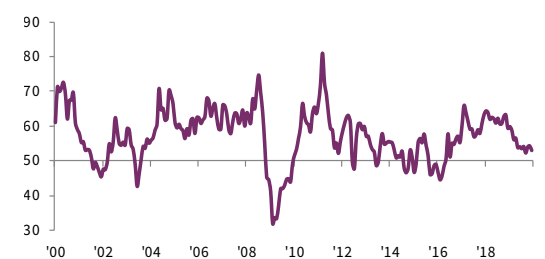


Average input prices continued to rise in December. The current inflationary sequence, at 44 months, is the second-longest in the survey history. Manufacturers partly linked cost pressures to the weaker euro-sterling exchange rate.

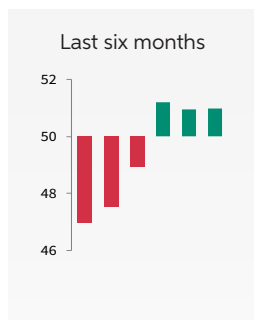
That said, the rate of input cost inflation weakened to the second-lowest since July 2016.

Input Prices Index

sa, >50 = inflation since previous month



Output Prices Index

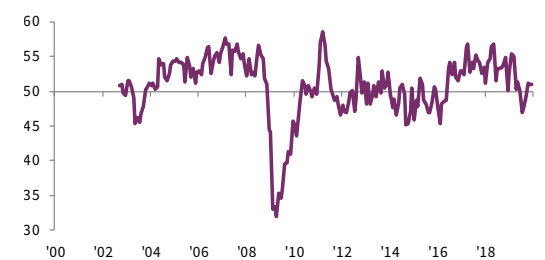


Prices charged for Irish manufactured goods rose for the third month running in December, following discounting throughout the third quarter of 2019.

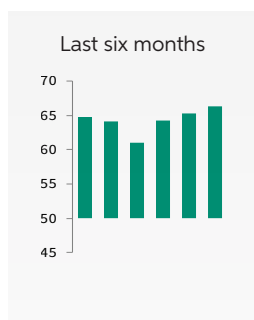
The rate of reduction was stable and modest, with the seasonally adjusted Output Prices Index holding just above its long-run average of 50.7.

Output Prices Index

sa, >50 = inflation since previous month



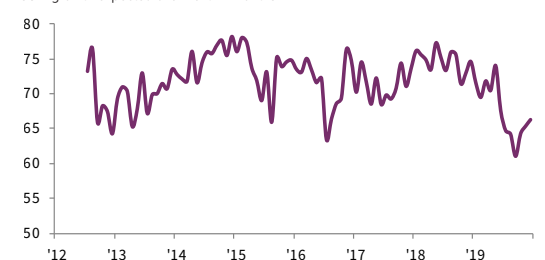
Future Output Index



Output expectations at Irish goods producers continued to recover from September's record low in December. The Future Output Index improved to a six-month high, with 42% of respondents forecasting growth. Companies linked positive forecasts to new products, improving US and European demand and reduced Brexit uncertainty. That said, the Index recorded its lowest annual trend in 2019 since the series began in 2012, at 67.6.

Future Output Index

>50 = growth expected over next 12 months



Contact

AIB

Oliver Mangan
AIB Chief Economist
T: +353-1-6417176
E: AIBeconomics.Unit@aib.ie
W: www.aibeconomics.com

Paddy McDonnell
AIB Press Office
T: +353-1-641-2869
M: +353-87-739-0743
E: paddy.x.mcdonnell@aib.ie

IHS Markit

Trevor Balchin
Economics Director
T: +44-1491-461-065
trevor.balchin@ihsmarkit.com

Katherine Smith
Public Relations
T: +1 781-301-9311
katherine.smith@ihsmarkit.com

Methodology

The AIB Ireland Manufacturing PMI® is compiled by IHS Markit from responses to questionnaires sent to purchasing managers in a panel of around 250 manufacturers. The panel is stratified by detailed sector and company workforce size, based on contributions to GDP.

Survey responses are collected in the second half of each month and indicate the direction of change compared to the previous month. A diffusion index is calculated for each survey variable. The index is the sum of the percentage of 'higher' responses and half the percentage of 'unchanged' responses. The indices vary between 0 and 100, with a reading above 50 indicating an overall increase compared to the previous month, and below 50 an overall decrease. The indices are then seasonally adjusted.

The headline figure is the Purchasing Managers' Index® (PMI). The PMI is a weighted average of the following five indices: New Orders (30%), Output (25%), Employment (20%), Suppliers' Delivery Times (15%) and Stocks of Purchases (10%). For the PMI calculation the Suppliers' Delivery Times Index is inverted so that it moves in a comparable direction to the other indices.

Underlying survey data are not revised after publication, but seasonal adjustment factors may be revised from time to time as appropriate which will affect the seasonally adjusted data series.

December data were collected 5-16 December 2019.

For further information on the PMI survey methodology, please contact economics@ihsmarkit.com.

About AIB

AIB is a financial services group operating predominantly in the Republic of Ireland and the UK. We provide a comprehensive range of services to personal, business and corporate customers in our target markets and have leading market shares in banking products in the Republic of Ireland.

About IHS Markit

IHS Markit (NYSE: INFO) is a world leader in critical information, analytics and solutions for the major industries and markets that drive economies worldwide. The company delivers next-generation information, analytics and solutions to customers in business, finance and government, improving their operational efficiency and providing deep insights that lead to well-informed, confident decisions. IHS Markit has more than 50,000 business and government customers, including 80 percent of the Fortune Global 500 and the world's leading financial institutions.

IHS Markit is a registered trademark of IHS Markit Ltd. and/or its affiliates. All other company and product names may be trademarks of their respective owners © 2020 IHS Markit Ltd. All rights reserved.

About PMI

Purchasing Managers' Index® (PMI®) surveys are now available for over 40 countries and also for key regions including the eurozone. They are the most closely watched business surveys in the world, favoured by central banks, financial markets and business decision makers for their ability to provide up-to-date, accurate and often unique monthly indicators of economic trends. To learn more go to ihsmarkit.com/products/pmi.html.

Disclaimer

This publication is issued by Allied Irish Banks, p.l.c. ("AIB") and is for general information purposes only. This publication should not be considered as an offer or solicitation to sell, buy or subscribe to any financial instruments or product, securities or any derivative instrument (together, "instruments"), or any other rights pertaining thereto. AIB does not express any opinion as to the present or future value or price of any instruments referred to in this publication.

The information provided in this publication is believed to be valid and accurate on the date it is first published but AIB, along with its directors, officers, or employees, does not accept any liability for any loss arising from the use of the information. The information contained therein, including any expressions of opinion, has been obtained from, or is based on, or compiled from, sources believed to be reliable but its accuracy or completeness is not guaranteed and is subject to change without notice.

Any decision made by a party shall be on the basis of its own research and shall not be influenced or based on any view expressed by AIB in this publication or otherwise. This publication does not address all risks. This publication does not constitute investment advice or a recommendation and has been prepared without regard to individual financial circumstances, objectives or particular needs of recipients. Readers should seek their own financial, tax, legal, regulatory and other advice regarding the appropriateness or otherwise of investing in any investments and/or pursuing any investment strategies. Past performance is not a reliable guide to future performance. To the extent that this publication is deemed to contain any forecasts as to the performance of any instruments, forecasts are not a reliable indicator of future performance.

This publication is not to be reproduced in whole or in part without the prior express written consent of AIB. Allied Irish Banks, p.l.c. is regulated by the Central Bank of Ireland.

The intellectual property rights to the data provided herein are owned by or licensed to IHS Markit. Any unauthorised use, including but not limited to copying, distributing, transmitting or otherwise of any data appearing is not permitted without IHS Markit's prior consent. IHS Markit shall not have any liability, duty or obligation for or relating to the content or information ("data") contained herein, any errors, inaccuracies, omissions or delays in the data, or for any actions taken in reliance thereon. In no event shall IHS Markit be liable for any special, incidental, or consequential damages, arising out of the use of the data. Purchasing Managers' Index® and PMI® are either registered trade marks of Markit Economics Limited or licensed to Markit Economics Limited. IHS Markit is a registered trademark of IHS Markit Ltd. and/or its affiliates.